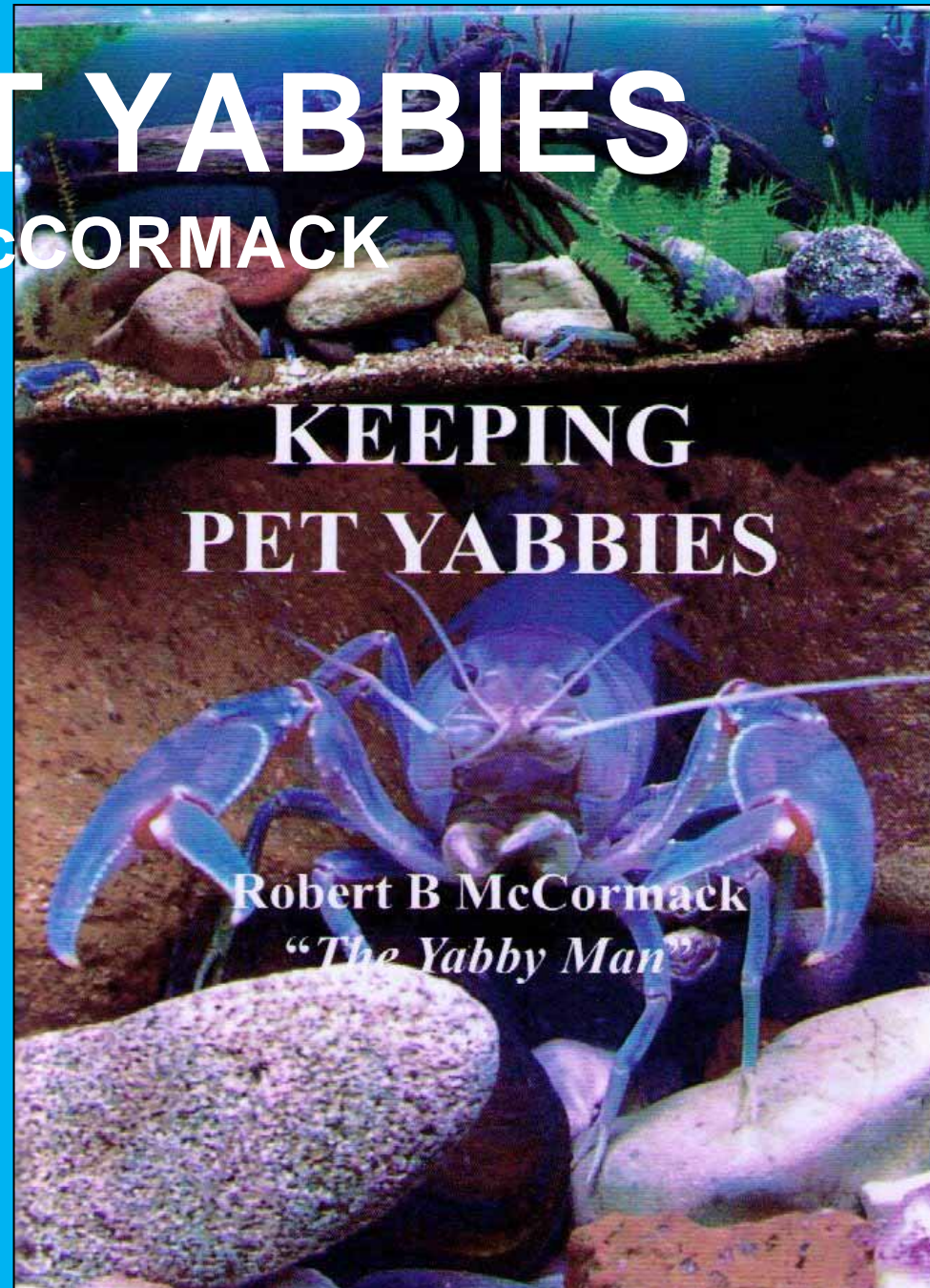
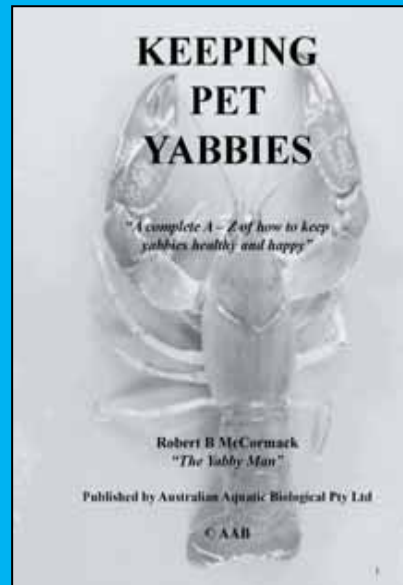


KEEPING PET YABBIES


by ROBERT B McCORMACK

A complete A – Z on all you need to know on keeping yabbies happy and healthy in both tanks or ponds



If you want to keep yabbies you need to know this information

CONTENTS	PAGE
Foreword	4
Acknowledgements	5
Contents	6
INTRODUCTION	7
THE YABBY	8
HANDLING	11
ANATOMY AND SEXING	13
MOULTING & GROWTH	20
BREEDING	25
CHOOSING A TANK	30
COLOUR CRAYFISH PHOTOS	32
SETTING UP A TANK	40
Location	40
Foam Mats	40
Clean the Tank	40
Filters and Aerators	40
Substrate	42
Making Homes	42
Playground Additions	44
Plants	44
Lights	44
Calcium	45
Water/Chemicals	45
EQUIPMENT YOU WILL NEED	45
YABBY ETIQUETTE	46
FEED AND NUTRITION	47
TANK MAINTENANCE & WATER QUALITY	48
DISEASES AND DEATH	48
CATCH YOUR OWN	50
TAKING THE CATCH HOME	51
OTHER SPECIES	51
YABBY TRICKS	53
YABBY RACES	55
OTHER PUBLICATIONS	56



This book covers everything from catching yabbies, setting up a tank, feeding, breeding and growing yabbies in your home aquarium or pond, to the unusual subjects like yabby etiquette, hypnotizing yabbies and yabby races.


56 Pages

B5 Size

**Black & White Booklet
With an 8 Page full colour
insert section**

A BOOK FOR ALL CRAYFISH ENTHUSIASTS

This book refers to not only yabbies but all the different species that occur around Australia



All the usual subjects are covered


Yabby breeding



Yabby growth and moulting



Yabby Anatomy



Yabby aquarium



Yabby homes



All the unusual subjects

YABBY TRICKS

YABBY ETIQUETTE

YABBY ETIQUETTE

Yabbies are very simple animals that will live uncomplicated lives. They live, survive and thrive by following a set system of rules and behavioural characteristics. To keep your yabbies healthy and happy you will need to understand yabby etiquette.

Firstly, yabbies have survived in the wild by being sneaky. This is especially true with food. Yabbies will steal food from other yabbies and hoard food so that others do not get it. When you feed your yabbies you need to ensure that every yabby gets some food and that one does not get it all.

Secondly, yabbies are explorers and escape artists. Yabbies are one of the few species other than man that is increasing its area of domination across the planet's surface. They are explorers and will easily escape your tank if given half a chance. Ensure you have lids on the tanks and be warned, yabbies can climb an air hose just like we climb a rope.

Thirdly, yabbies are territorial. They have their own personal space that they will guard and protect. This can create a few problems for you. It is essential that when you set a tank up that you put all your yabbies into the tank together. All into the tank together will see each yabby set up its home and territory and recognize the territories of all the other yabbies in the tank. They will all respect each other's homes and territories and all will be well. Once these territories are set up they will only change if one yabby is big and strong enough to take it from another. Once those territories are set up you cannot add any more yabbies to the tank. If you do then problems will occur, the ones you add will know that they are in someone else's territory and not fight hard and be really stressed out. Those in the tank will see the intruder as a threat and an invader and do everything in their power to drive it off or kill it.

If you want to add yabbies to your tank, you must remove all the yabbies, rearrange the tank, clean the tank, do a water exchange and then add all the yabbies back into the tank together. They will all establish new homes and territories and all will be in harmony.

Fourthly, take care with baby yabbies, these will also be seen as a threat to those in the tank so the adults will capture, kill and eat them. If you want high survival of your babies you need to take the adults out or the babies out into a separate tank.

Fifthly, yabbies are smart and have a good memory and sense of direction.

When you catch yabbies from the wild and take them home as pets, you are better off to take small young yabbies. Large odd ones are too set in their ways, they know exactly where they live and will constantly try and return home. If for example you go out west and get a big load of large yabbies, return home with them to the east and place them in your outside pond in the backyard. That night they will wander out of the pond and head west trying to get back home. If you use small young yabbies this will not occur. If you buy yabbies from your local aquarium shop they are usually aquacultured yabbies, they are generally fast growing young ones so you do not have this problem.



Now just a few hints. Just move slowly around it, no quick scary movements, no sharp noises and your yabby will stay perfectly still for about 10 minutes or so. If you want to photograph the yabby then do it in a sunny spot or well lit spot. Try not to use a flash as that will snap it out of its trance and off it will go.

Method 2

Hypnotise your yabby. Now this is easier than it sounds but it does require a bit better handling of your yabby than the first method, plus a bit more patience. Basically you need to hold your yabby on its head.

Please note that aquacultured yabbies work better with this method than wild caught critters as wild ones have a greater fight to survive mode imprinted on their DNA whilst aquacultured yabbies are more easy going, roll with the punches, go with the flow type animals and are more susceptible to these type tricks.



You need to sit the yabby on its head, place it head down on a flat surface with the claws tucked in. This is a balancing act and the yabby is balancing on its head and claws.


You will need both hands for this trick. Hold the yabby firmly with one hand and with the other start gently stroking the yabbies head with your finger. Stroke up from the head to the back and stroke firmly. Good firm strokes "Stroke it so it can feel it!" Stroke from between the eyes in a rhythmic manner.

You need patience for this, most yabbies will need about 2 minutes of firm stroking and then another minute of gentle stroking. You need to start firm for the first 2 minutes and then start reducing the pressure very slowly. That last minute of stroking needs to be reducing to just a whisper touch. Reduce the pressure to nothing and slowly remove your hands.



54

YABBY RACES



The yabby will stay perfectly still, it is hypnotised and will remain that way for a considerable period, just balancing on its head.

Yabby Races

An interesting activity is to stage a yabby race. This is an extremely easy and fun activity usually run as part of fund raising at school fetes, etc. You can supply your own yabby or the school can purchase yabbies by the hundred from your local yabby farm and then sell them at a flat rate. Sometimes they auction them off to the highest bidder or just distributed by random selection, usually number out of a hat.

Racing yabbies are usually marked, say with a dollop of white liquid paper and then a texta number or sticker.

It's real easy, you just need a flat surface with concentric circles drawn on it. These circles mark the distance and when the outer most circle is crossed completely by a yabby then that's the winner.

Just place all the yabbies in the centre inside a round enclosure. Just lift this enclosing ring barrier up and they are off and racing. Usually the outer ring is about a metre away so it can take a little time.

You can spice things up if hot weather by distributing water pistols to the racing yabbies owners. They can use them on their yabbies, yabbies love water, or on their opponents both yabbies and owners. All good fun for all involved.



55